



### District Report Card: 2017


<b>State:</b> Maharashtra	<b>District:</b> Palghar
<b>Class:</b> 3	<b>Subject:</b> Language
<b>Schools:</b> 61	<b>Students:</b> 1291


### Participation/Coverage


#### Students

<b>GENDER</b> 	Boys		Girls	
	Number	%	Number	%
	596	46.17	695	53.83

<b>AREA</b> 	Rural		Urban	
	Number	%	Number	%
	1094	84.74	197	15.26

<b>CATEGORY</b> 	SC		ST		OBC		GEN	
	Number	%	Number	%	Number	%	Number	%
	37	2.87	931	72.11	98	7.59	225	17.43

<b>CWSN</b> 	LD	VI	HI	S&LD	ID	Oth
	0	10	2	1	3	3

<b>Management</b> 	Government		Government-aided	
	Number	%	Number	%
	951	73.66	340	26.34

### Average Performance of Students in Language (%)

Overall	Gender		Area		Management		Social Group			
	Male	Female	Rural	Urban	Govt.	Aided	SC	ST	OBC	GEN
63.70	61.71	65.40	64.04	61.79	65.58	58.43	69.37	62.99	60.95	66.87

## Performance on Learning Outcomes (LOs)

Learning Outcomes	Description	Average Performance(%)
L304	Reads small texts with comprehension i.e., identifies main ideas, details, sequence and draws conclusions	65.79
L312	Reads printed scripts on the classroom walls: poems, posters, charts etc.	59.52

Range of Performance of Students who Answered Correctly							
Below 30%		30% - 50%		50% - 75%		Above 75%	
Number	%	Number	%	Number	%	Number	%
195	15.10	216	16.73	366	28.35	514	39.81

## Lowest Performing Learning Outcomes (LOs)

1 - Reads printed scripts on the classroom walls: poems, posters, charts etc. (59.52)

2 - Reads small texts with comprehension i.e., identifies main ideas, details, sequence and draws conclusions (65.79)